

LIGHT



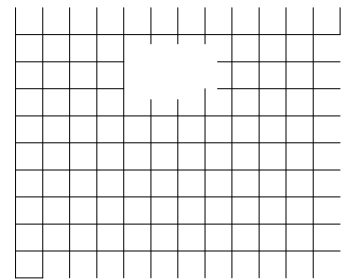
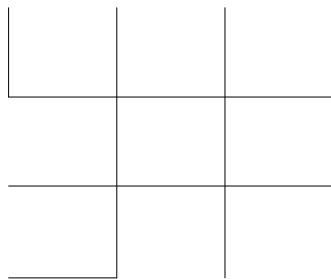
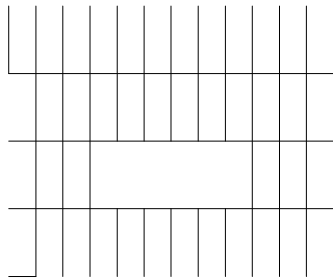
Electrical Optical Characteristics at Ta=25°C

PARAMETER	SYMBOL	MIN.	TYP.	MAX.	UNITS	TEST CONDITIONS
Reverse Light Current	I_L	---	16.7	---	μA	$V_R=5\text{V}$ $E_e=1\text{mW}/\text{cm}^2$ $p=940\text{nm}$
Reverse Light Current	I_L	---	13	---	μA	$V_R=5\text{V}$ $E_e=1\text{mW}/\text{cm}^2$ $p=660\text{nm}$
Reverse Light Current	I_L	---	10	---	μA	$V_R=5\text{V}$ $E_e=1\text{mW}/\text{cm}^2$ $d=525\text{nm}$
Reverse Dark Current	I_D	---	---	10	nA	$V_R=10\text{V}$ $E_e=0\text{mW}/\text{cm}^2$
Reverse Voltage	$V_{(R)}$	30	---	---	V	$I_R=100\mu\text{A}$
Forward Voltage	V_F	---	---	1.3	V	$I_F=10\text{mA}$
Viewing Angle(X)	$2_{1/2}$	---	135	---	Deg.	(Note 1)
Viewing Angle(Y)	$2_{1/2}$	---	135	---	Deg.	
Rise Time/Fall Time	tr/tf	---	30	---	ns	$V_R=10\text{V}$ $RL=1\text{k}$
Total Capacitance	C_T	---	12	---	pF	$V_R=5\text{V}$ $E_e=0\text{mW}/\text{cm}^2$ $f=1.0\text{MHz}$

Note:



- $1/2$ is the off-axis angle at which the Reverse Light Current is half the axial Reverse Light Current.
- The I_L guarantee should be added $\pm 15\%$ tolerance.

Typical Electrical / Optical Characteristics Curves
(25°C Ambient Temperature Unless Otherwise Noted)





Label Explanation

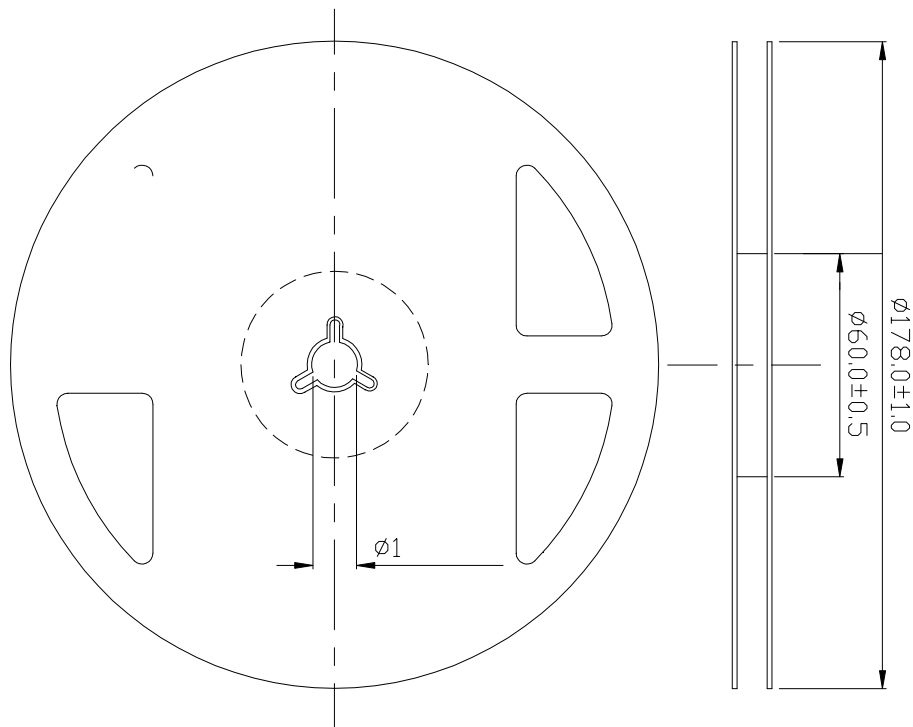
LIGHT Universal Label

LIGHT		
Light Electronics CO., LTD.		
MODEL NAME: _____	 LOT NO : _____	
QUANTITY: _____		
BIN: _____		
PACKING DATE: _____		
REMARKS: _____		

Customer Defined Label

LIGHT		
Light Electronics CO., LTD.		
MODEL NAME: _____	 LOT NO : _____	
QUANTITY: _____		
BIN: _____		
PACKING DATE: _____		
CUSTOMER P/N: _____		

Reel Dimensions



保潔

