

SL-T3535RGBC020-L95

DATA SHEET

SPEC. NO. : SZ19062101
DATE : 2019/06/21
REV. : A/0

Approved By:

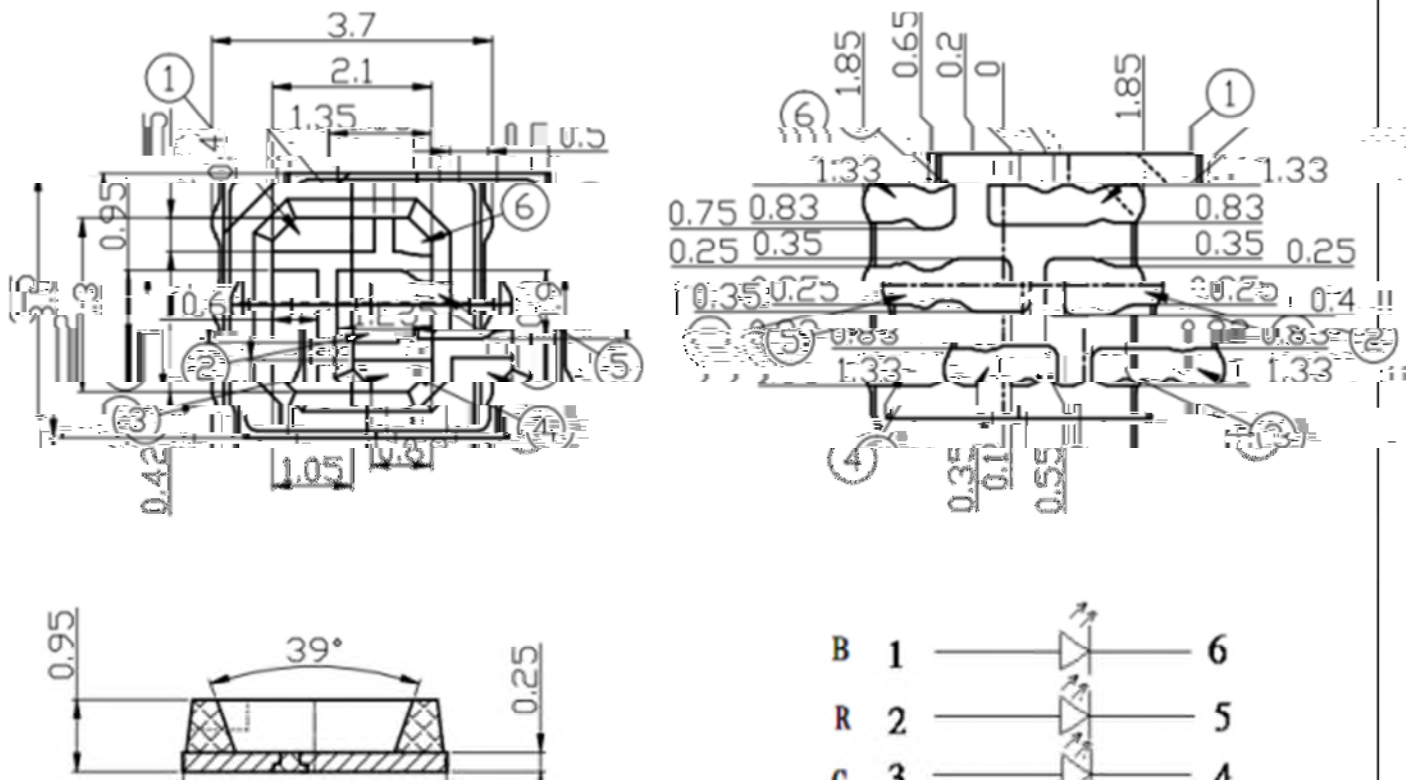
Checked By:

Prepared By:

Features

- ◆ Pb free product—RoHS compliant
- ◆ High efficiency
- ◆ Reliable and rugged
- ◆ Good mixed light effect
- ◆ Long life – solid state reliability
- ◆ Viewing angle: 120°

Package Dimension



Part NO.	Lens Color	Source Color
SL-T3535P-CPC020-L05	Water Clear	Red/Green/Blue

Notes:

1. All dimensions are in millimeters.
2. Tolerance is ±0.10mm unless otherwise noted.
3. Specifications are subject to change without notice.

Absolute Maximum Ratings at Ta=25W

Parameter	Red	Green	Blue	Unit
Power Dissipation	48	68	68	mW
Peak Forward Current ^{*2}	30	30	30	mA
Continuous Forward Current	20	20	20	mA
Reverse Voltage	5	5	5	V
Electrostatic Discharge (HBM ^{*3})	1000	1000	1000	V
Moisture Sensitivity Level ^{*1}	5a			
Operating Temperature Range	-35 to + 80			
Storage Temperature Range	-35 to + 85			
Reflow Temperature	260 Max. for 10 Seconds Max.			

1. Storage and operating:

- (1). Storage requirements before vacuum bag opened: Temperature < 30°C, Humidity < 65%RH;
- (2). Check air leakage and vacuum bag damage before opened. If there is any issue found, check the humidity indicator card immediately after bag opened:
 - a. If color changes on "10% circle" of the humidity indicator card only and not the circles of 20% and above, components can be used without additional handling;
 - b. If color changes on both 10% and 20% circles but not the circles of 30% and above, components must be dehumidified according to the conditions of bullet (5);
 - c. If color changes on 10%, 20%, and 30% circle or above, the product should be returned to the supplier for high temperature dehumidification;
- (3). After bag opened, manual soldering or reflow process must follow the following requirements:
 - a. Complete soldering / reflow within 12 hours;
 - b. Requirements of working environment: Temperature < 30°C, Humidity < 60%RH;
- (4). If the working condition is outside (3)a requirement, the components must be dehumidified according to the conditions of bullet (5);
- (5). Low temperature dehumidification: temperature 60±5°C at least 24 hours;
- (6). Shelf life: 30 days. If it's over 30 days from the production date on the package label, the components must be dehumidified according to the condition of bullet (5). If customer is unable to dehumidify, return components to LIGHT for dehumidification.

2. Peak Forward Current:

& RQWQIRLV,) 3 SXOH 3XOH: LGM' PVDGGAW'

3. Caution in ESD:

Static Electricity and surge damages the LED. It is recommend to use a wrist band or anti-electrostatic glove when handling the LED. All devices, equipment and machinery must be properly grounded.

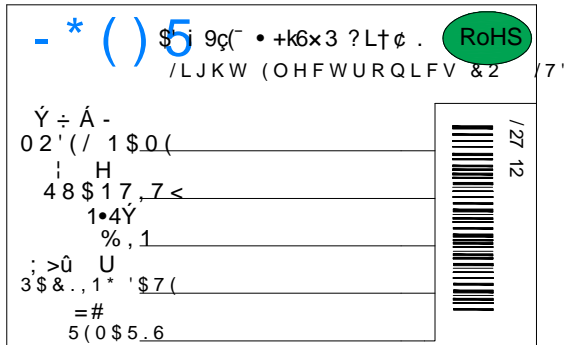
LIGHT

LIGHT ELECTRONICS CO., LTD.

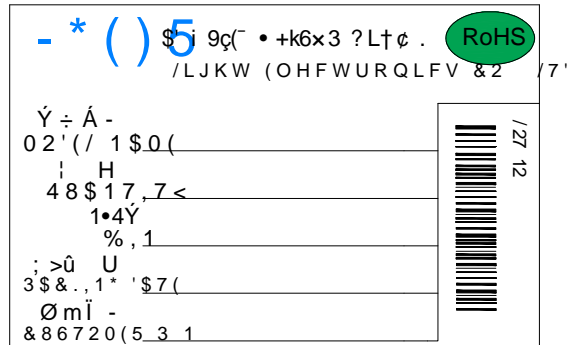
Part No. SL-T3535RGBC020-ES0

Label Explanation

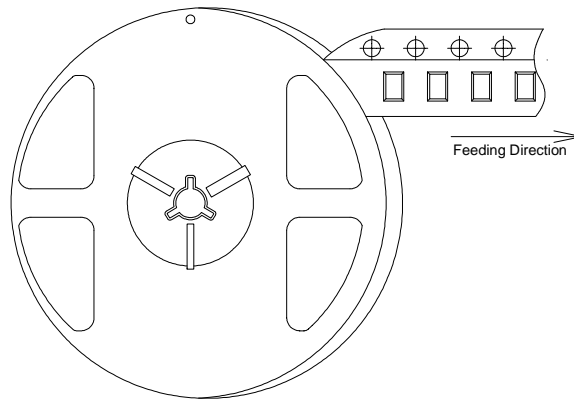
LIGHT Universal Label



Customer Defined Label

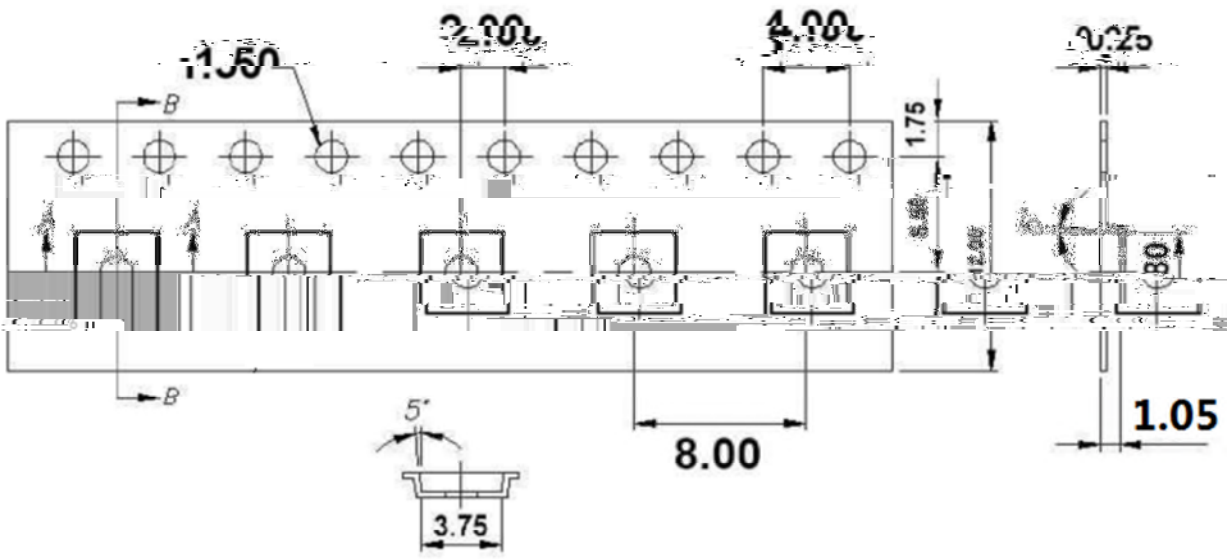


Reel Dimensions

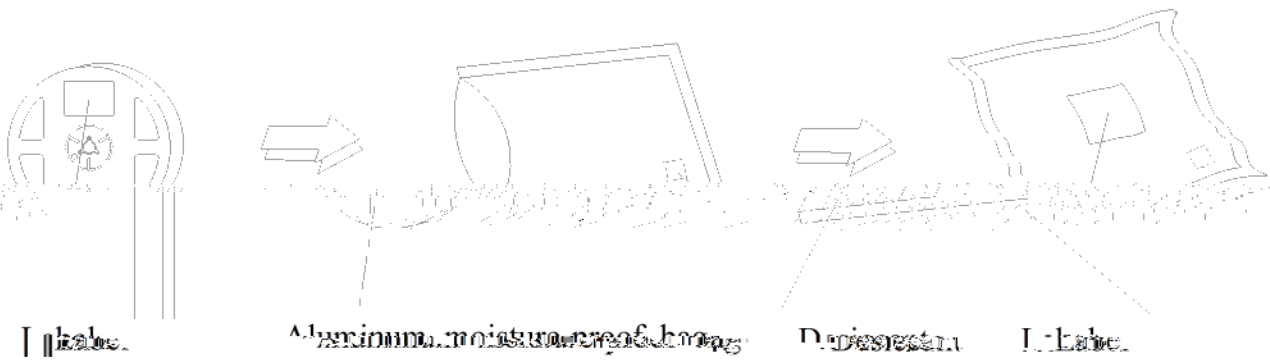


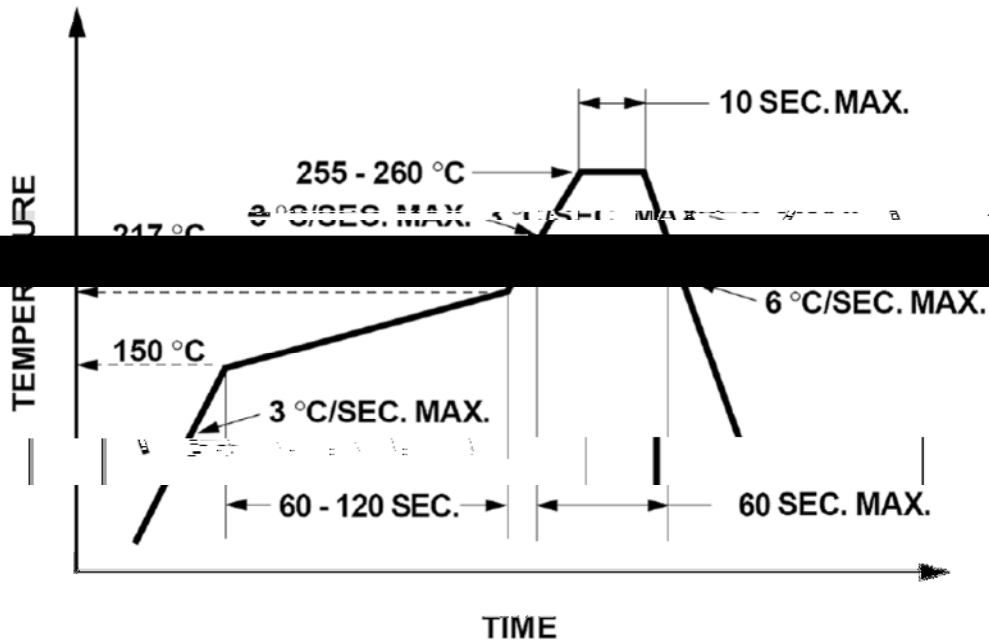
Note: Tolerance unless mentioned is $\pm 0.2\text{mm}$; Unit = mm

Carrier Tape Specifications



Moisture Resistant Packaging





1. Reflow soldering should not be done more than two times.
2. When soldering, do not put stress on the LEDs during heating.

Soldering iron

1. When hand soldering, the temperature of the iron must less than 300°C for 3 seconds.
2. The hand solder should be done only once.

Repairing

Repair should not be done after the LEDs have been soldered. When repairing is unavoidable, a double-head soldering iron should be used (as below figure). It should be confirmed beforehand whether the characteristics of LEDs will or will not be damaged by repairing.

