

SL-T4234IRC150-L340-2PIN

DATA SHEET

SPEC. NO. : SZ19121601
DATE : 2019/12/28
REV. : A/1

Approved By:

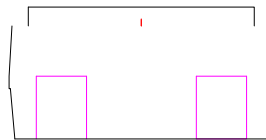
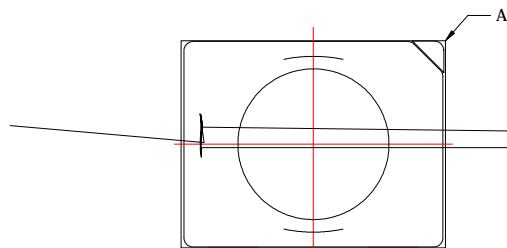
Checked By:

Prepared By:


Features

- Pb free product—RoHS compliant
- Low power consumption, High efficiency
- Reliable and rugged
- Long life – solid state reliability
- Radiant angle: 20°

Package Dimension



Note:
A: Nick Mark




| Part NO. | Chip Material | Lens Color |
|--------------------------|---------------|-------------|
| SL-T4234IRC150-L340-2PIN | AlGaAs/Si | Water Clear |

Notes:

1. All dimensions are in millimeters.
2. Tolerance is $\pm 0.10\text{mm}$ unless otherwise noted
3. Specifications are subject to change without notice.

LIGHT

LIGHT ELECTRONICS CO., LTD.



Typical Electrical / Optical Characteristics Curves

(25 Ambient Temperature Unless Otherwise Noted)

Fig. 1 Spectral Radiance vs. Ambient Temperature

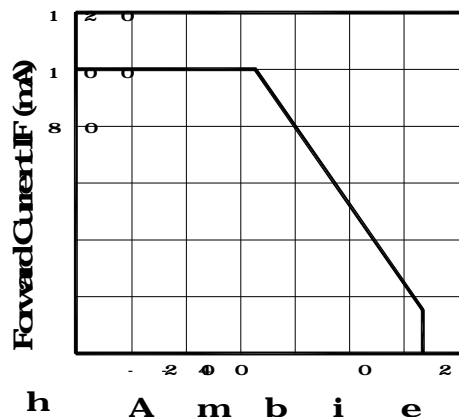
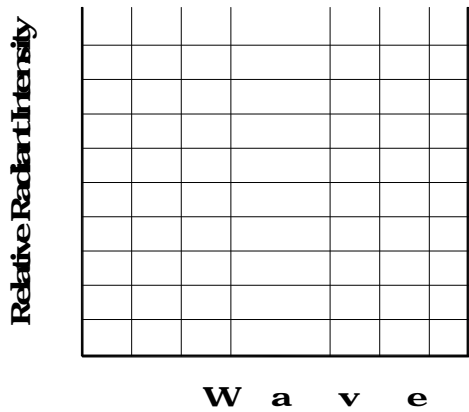



Fig. 3 Forward Voltage vs. Ambient Temperature



Relative Radiant Intensity @ IF=50mA

Fig. 5 Relative Radiant Intensity vs. Forward Current

Relative Radiant Intensity IF=50mA

Fig. 5 Relative Radiant Intensity vs. Forward Current

Relative Radiant Intensity

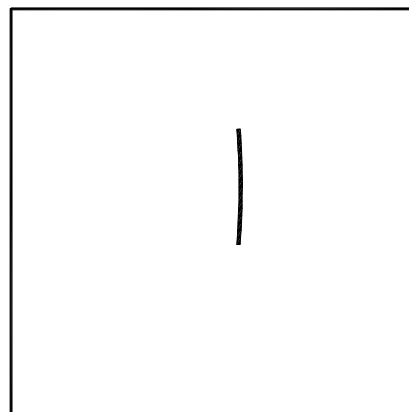



Fig. 5 Relative Radiant Intensity vs. Forward Current

45

LIGHT Universal Label

| | |
|--------------------------------|---|
| - * (\$) i 99fl +k6x3 ?L ¢ . | |
| /LJKW (OHFWURQLFV & 2 | / 7' |
| 0 2' (/ 1\$.0(|  |
| 4 8 \$ 1 7, 7< | |
| % , 1 | |
| 3 \$ & . 1 * ' \$ 7 (| |
| 5 (0 \$ 5 . 6 | |

Customer Defined Label

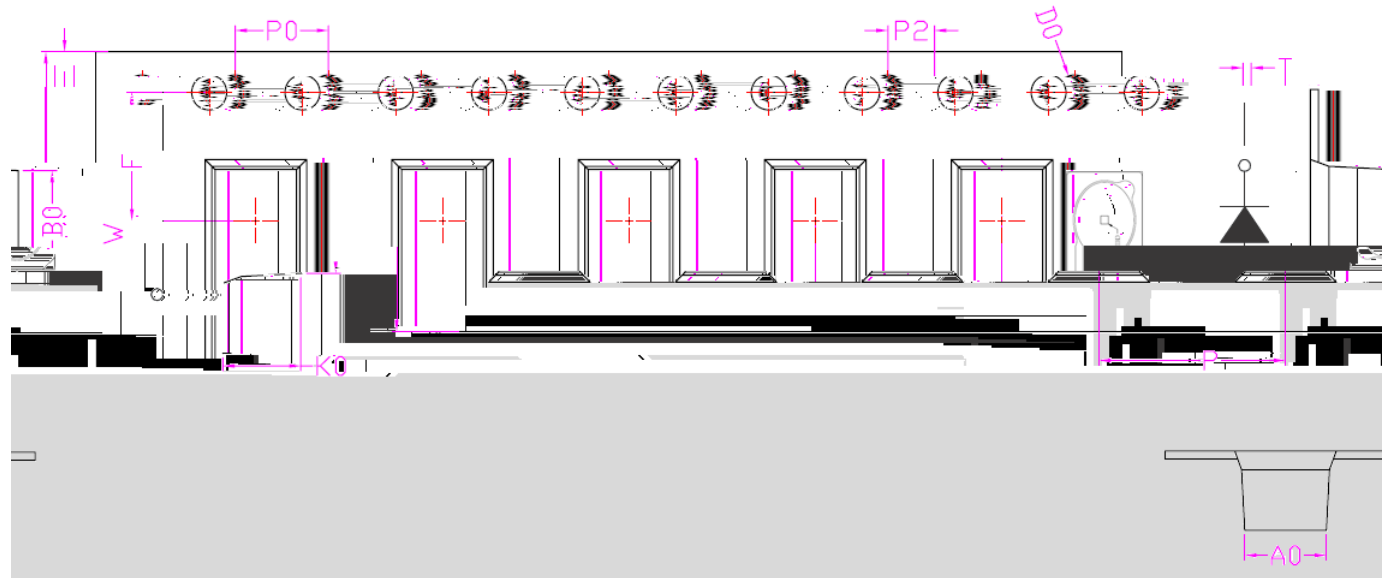


Ÿ ÷ ` -
f H
1 4Ÿ
; >β U
Ø m ~ -

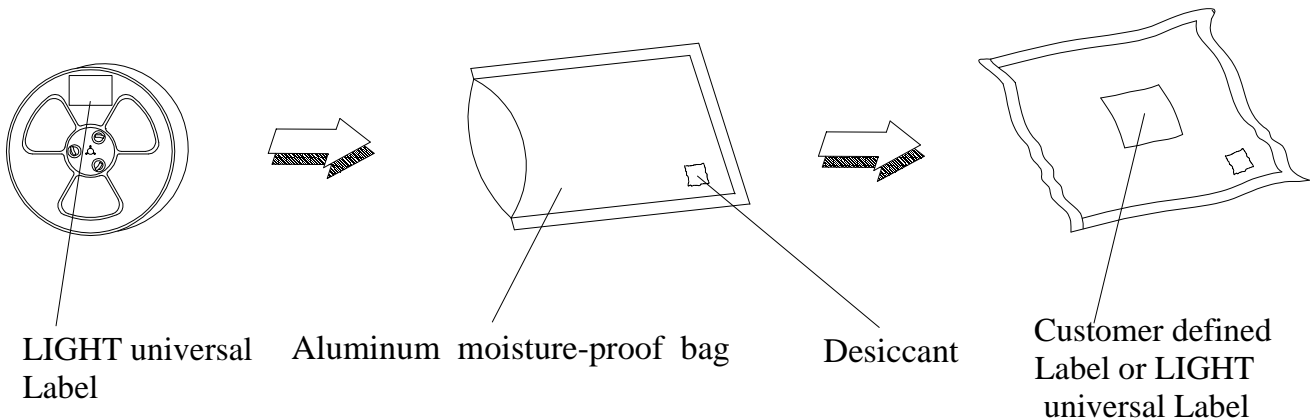




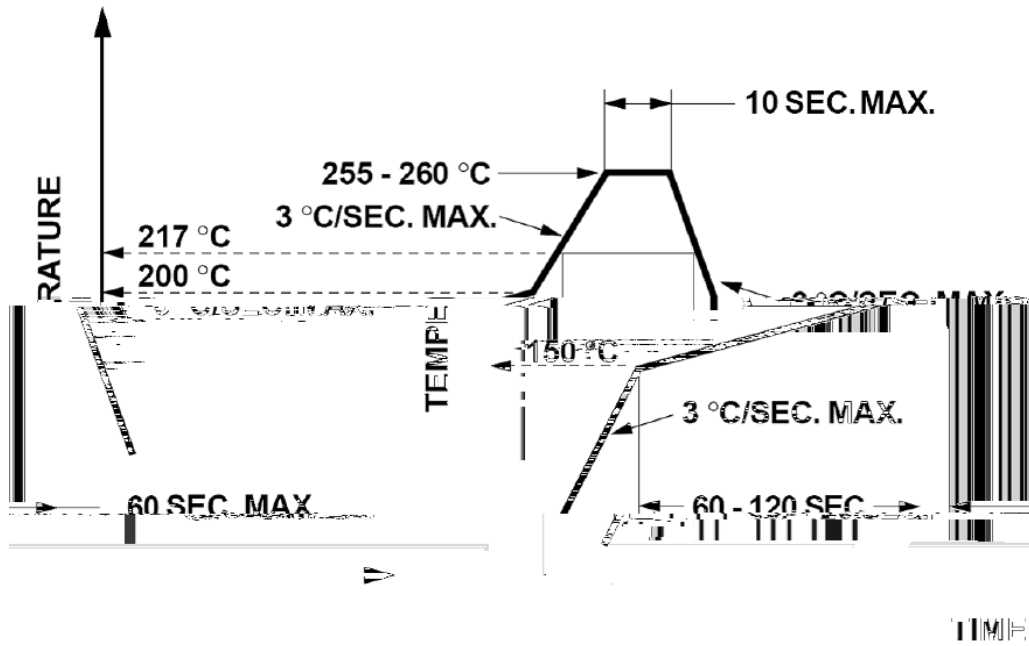
| ITEM | W | A0 | B0 | K0 | E | F | D0 | P | P0 | P2 | T |
|------|----------------|----------------|----------------|----------------|----------------|----------------|----------------|----------------|----------------|----------------|----------------|
| DIM | 12.00 | 3.50 | 4.40 | 3.40 | 1.75 | 5.50 | 1.50 | 8.00 | 4.00 | 2.00 | 0.35 |
| TOLE | +0.30 -0.30 | +0.10 -0.10 | +0.10 -0.10 | +0.10 -0.10 | +0.10 -0.10 | +0.10 -0.10 | +0.15 -0.15 | +0.10 -0.10 | +0.10 -0.10 | +0.10 -0.10 | +0.05 -0.05 |



Note: Tolerance unless mentioned is ± 0.1 mm; Unit = mm



5.1



1. Reflow soldering should not be done more than two times.
2. When soldering, do not put stress on the LEDs during heating.

5.2

1. When hand soldering, the temperature of the iron must less than 300 for 3 seconds.