


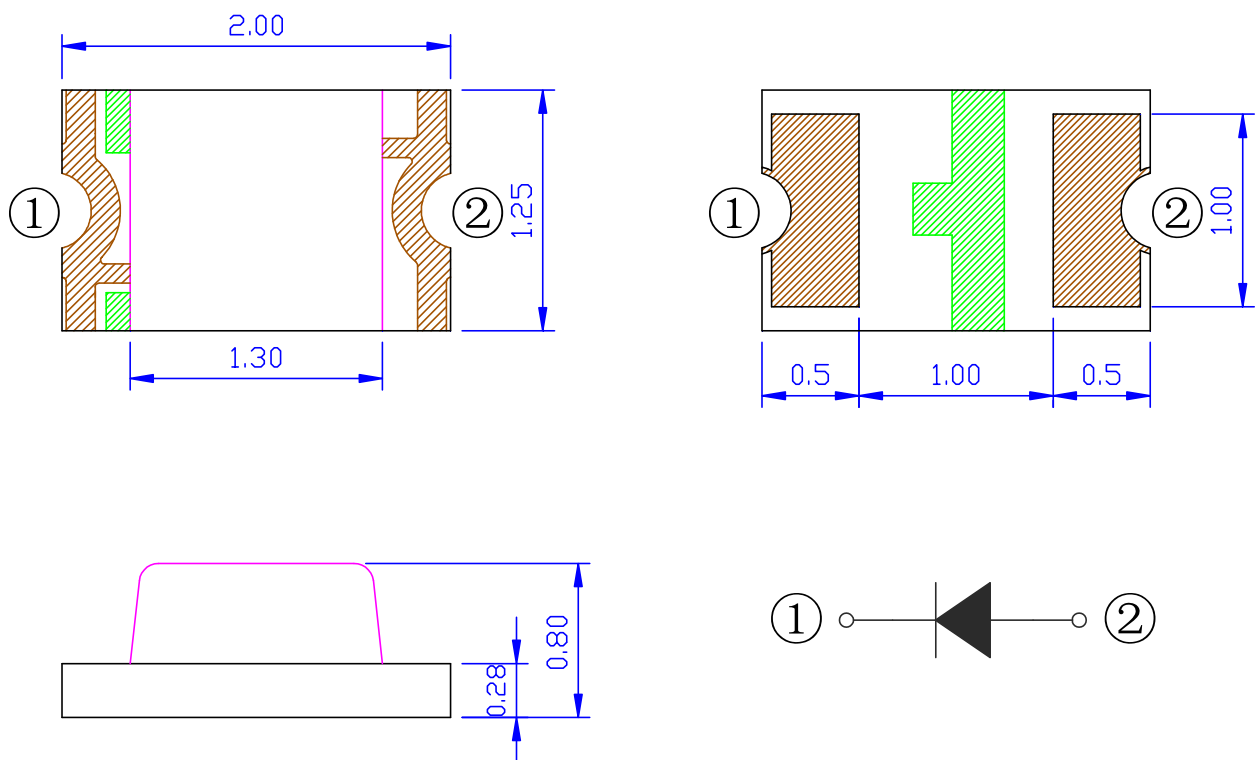
# LIGHT



## Features

- Pb free product—RoHS compliant
- Low power consumption, High efficiency
- Reliable and rugged
- Long life – solid state reliability
- Viewing Angle: 120°

## Package Dimension



| Part NO.             | Lens Color  | Source Color |
|----------------------|-------------|--------------|
| SL-T0805SRC020-L80-A | Water Clear | Red          |

### Notes:

1. All dimensions are in millimeters.
2. Tolerance is  $\pm 0.10$ mm unless otherwise noted
3. Specifications are subject to change without notice.

## Absolute Maximum Ratings at Ta=25°C

| Parameter  | MAX                       | Unit  |
|--|---------------------------|-------|
| Power Dissipation  | 52                        | mW    |
| Peak Forward Current<br>(1/10 Duty Cycle, 0.1ms Pulse Width) | 60                        | mA    |
| Continuous Forward Current                                   | 20                        | mA    |
| Derating Linear From 30°C                                    | 0.4                       | mA/°C |
| Reverse Voltage  | 5                         | V     |
| Electrostatic Discharge (HBM)                                | 2000                      | V     |
| Moisture Sensitivity Level*1                                 | 4                         |       |
| Operating Temperature Range                                  | -40°C to + 80°C           |       |
| Storage Temperature Range                                    | -40°C to + 85°C           |       |
| IR Reflow Temperature*4                                      | 260°C for 10 Seconds MAX. |       |

### 1. Storage:

- (1). Storage requirements before vacuum bag opened: Temperature<30°C, Humidity<65%RH;
- (2). Check air leakage and vacuum bag damage before opened. If there is any issue found, check the humidity indicator card immediately after bag opened:
  - a. If color changes on “10% circle” of the humidity indicator card only and not the circles of 20% and above, components can be used without additional handling;
  - b. If color changes on both 10% and 20% circles but not the circles of 30% and above, components must be dehumidified according to the conditions of bullet (5);
  - c. If color changes on 10%, 20%, and 30% circle or above, the product should be returned to the supplier for high temperature dehumidification;
- (3). After bag opened, manual soldering or reflow process must follow the following requirements:
  - a. Complete soldering / reflow within 72 hours;
  - b. Requirements of working environment: Temperature<30°C, Humidity<60%RH;
- (4). If the working condition is outside (3)a or (3)b requirement, the components must be dehumidified according to the conditions of bullet (5);
- (5). Low temperature dehumidification: temperature 60±5°C, at least 24 hours;
- (6). Shelf life: 180 days. If it's over 180 days from the production date on the package label, the components must be dehumidified according to the condition of bullet (5). If customer is unable to dehumidify, return components to LIGHT for dehumidification.

### 2. Peak Forward Current:

Condition for is IFP pulse: .

## Electrical Optical Characteristics at Ta=25°C


| Parameter                | Symbol           | Min. | Typ. | Max. | Unit | Test Condition                |
|--------------------------|------------------|------|------|------|------|-------------------------------|
| Luminous Intensity       | I <sub>v</sub>   | 70   | 140  | ---  | mcd  | I <sub>F</sub> =20mA (Note 1) |
| Viewing Angle            | 2 <sub>1/2</sub> | ---  | 120  | ---  | Deg. | (Note 2)                      |
| Peak Emission Wavelength | p                | ---  | 635  | ---  | nm   | I <sub>F</sub> =20mA          |
| Dominant Wavelength      | d                | 619  | ---  | 629  | nm   | I <sub>F</sub> =20mA (Note 3) |
| Spectral Line Half-Width |                  | ---  | 15   | ---  | nm   | I <sub>F</sub> =20mA          |
| Forward Voltage          | V <sub>F</sub>   | 1.8  | ---  | 2.6  | V    | I <sub>F</sub> =20mA          |
| Reverse Current          | I <sub>R</sub>   | ---  | ---  | 10   | μA   | V <sub>R</sub> =5V            |

### Note:

1. Luminous intensity is measured with a light sensor and filter combination that approximates the CIE eye-response curve. Tolerance of Luminous Intensity: ±15%.
2. <sub>1/2</sub> is the off-axis angle at which the luminous intensity is half the axial luminous intensity.
3. The dominant wavelength, d is derived from the CIE chromaticity diagram and represents the single wavelength which defines the color of the device. Tolerance of Dominant Wavelength: ±1.0nm.
4. Tolerance of Forward Voltage: ±0.1V.



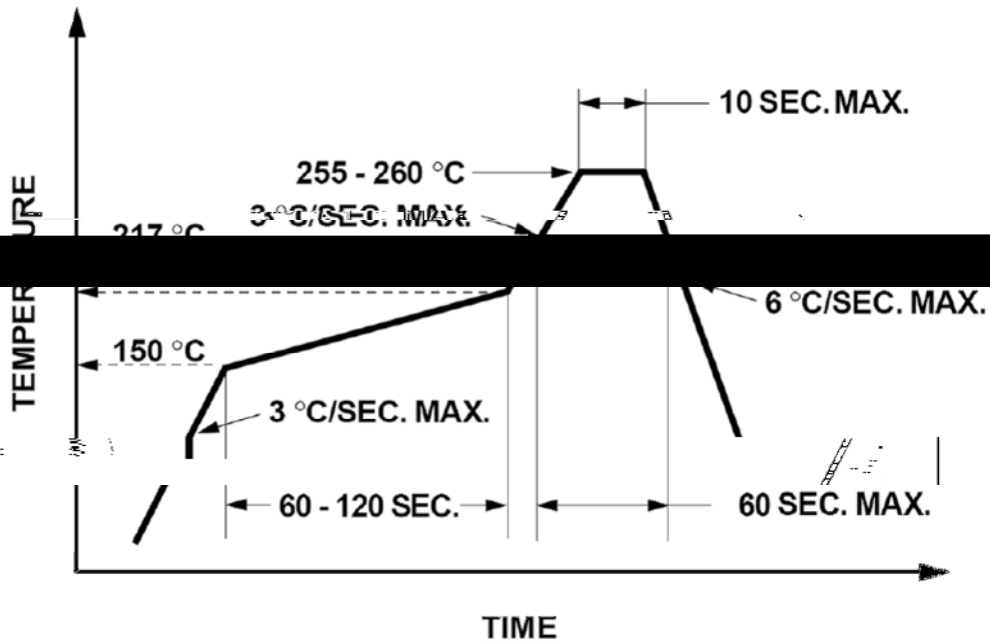
**LIGHT**



## Carrier Tape Specifications(Loaded Quantity: 3000pcs/reel)

## Moisture Resistant Packaging





1. Reflow soldering should not be done more than two times.
2. When soldering, do not put stress on the LEDs during heating.

### Soldering iron

1. When hand soldering, the temperature of the iron must less than 300°C for 3 seconds.
2. The hand solder should be done only once.

### Repairing

Repair should not be done after the LEDs have been soldered. When repairing is unavoidable, a double-head soldering iron should be used (as below figure). It should be confirmed beforehand whether the characteristics of LEDs will or will not be damaged by repairing.

